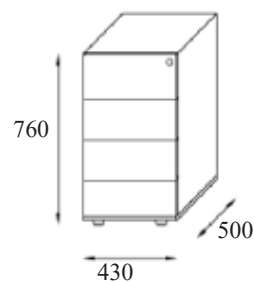
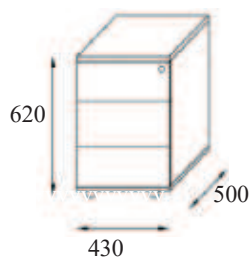
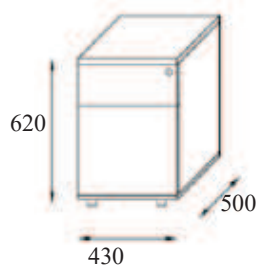


*Kontenery bezchwytowe:

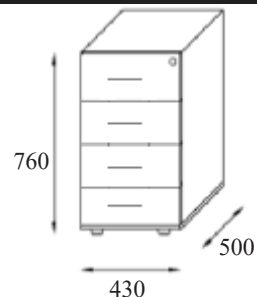
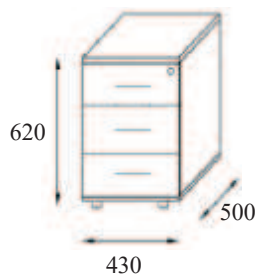
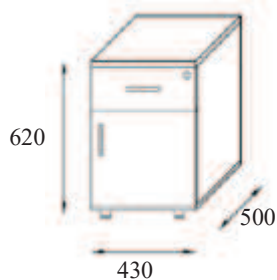
Prowadnice rolkowe, listwa aluminiowa po obu stronach umożliwiającą otwarcie szuflad



SYMBOL	*KB1
--------	------

SYMBOL	*KB2
--------	------

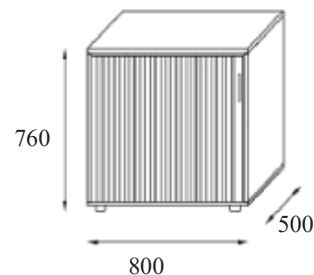
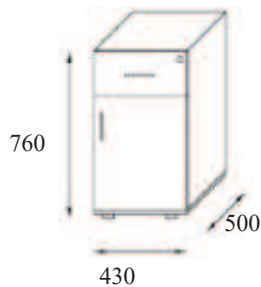
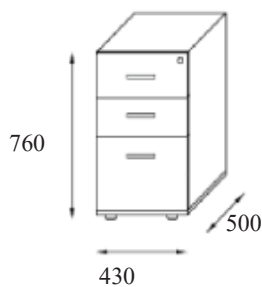
SYMBOL	*KB1
--------	------



SYMBOL	K1 A	K1 B
--------	------	------

SYMBOL	K2 A	K2 B
--------	------	------

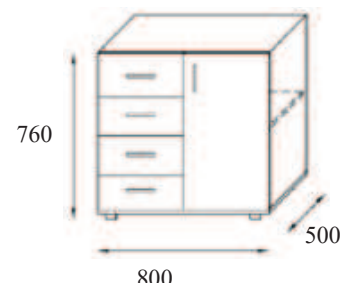
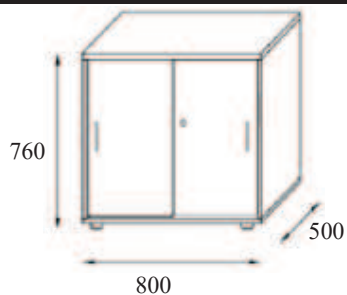
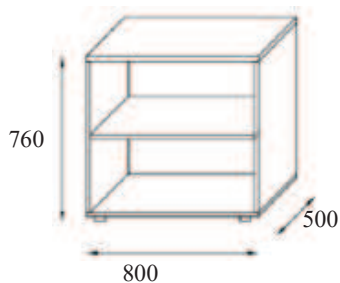
SYMBOL	K3 A	K3 B
--------	------	------



SYMBOL	K4 A	K4 B
--------	------	------

SYMBOL	K5 A	K5 B
--------	------	------

SYMBOL	KZ1 A
--------	-------



SYMBOL	KD1 A
--------	-------

SYMBOL	KD2A
--------	------

SYMBOL	KD3 A	KD3 B
--------	-------	-------

SYMBOL	Zamek do żaluzji w opcji	ZZ
--------	--------------------------	----

A - prowadnica rolkowa

B- prowadnica kulkowa z pełnym wysuwem samodomykająca lub prowadnica push to open (samootwierająca)

*- kontener z żaluzją bez zamka